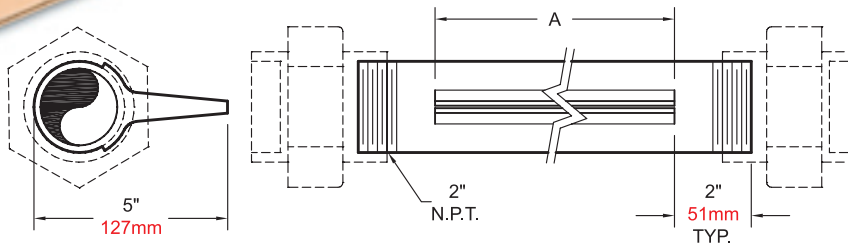


# Clear Sheet Bar

**Water Effect:** Creates a clear "aimable" sheet of water.

**Performance Characteristics:** The Clear Sheet Bar is a fine sheet effect and is subject to wind distortion. 100% filtration is recommended to minimize maintenance.




- **Water Level Dependent** - No
- **Wind Resistance** - Poor
- **Sound Level** - Low
- **Clogging Potential** - High
- **Splash Radius** - 1.5 - 2.0

**Material:** Machined brass


**Finish:** Natural brass



**Arching**



**Horizontal**



**Vertical**

*Speaking the language of water.™*



## Vertical Sheet

Model Number	GPM	Head Feet	Sheet Width				LPM	BAR	Sheet Width			
			@1'	@2'	@3'	@4'			@.31 m	@.61 m	@.91 m	@1.22 m
ESS-024	30	5.5	18"	17"	16"	14"	114	.164	.46 m	.43 m	.41 m	.36 m
ESS-036	45	5.5	30"	29"	28"	26"	171	.164	.76 m	.74 m	.71 m	.66 m
ESS-048	60	5.5	42"	41"	40"	38"	228	.164	1.07 m	1.04 m	1.02 m	.97 m

## Horizontal Sheet

Model Number	GPM	Head Feet	Throw Inches	Height Inches	Spread Inches	LPM	Bar	Throw m	Height m	Spread m
ESS-024	10	3	12	18	23	38	.090	.30	.46	.58
	20	3	18	18	21	76	.090	.46	.46	.53
	30	3	24	18	19	114	.090	.61	.46	.48
ESS-036	15	3	12	18	35	57	.090	.30	.46	.89
	30	3	18	18	33	114	.090	.46	.46	.84
	45	3	24	18	31	171	.090	.61	.46	.79
ESS-048	20	3	12	18	47	76	.090	.30	.46	1.19
	40	3	18	18	45	152	.090	.46	.46	1.14
	60	3	24	18	43	228	.090	.61	.46	1.09

## Arching Sheet

Model Number	Degrees from Horiz.	GPM	Head Feet	Throw Inches	Height Inches	Spread Inches	Arching Clear Sheet				
							LPM	Bar	Throw m	Height m	Spread m
ESS-024	45	35	2	24	4	23	133	.060	.61	.10	.58
		45	2.5	42	7	19	171	.075	1.07	.18	.48
		50	3	54	12	16	190	.090	1.37	.30	.41
	75	40	2	19	12	22	152	.060	.48	.30	.56
		45	2.5	25	18	19	171	.075	.64	.46	.48
		50	3	31	24	16	190	.090	.79	.61	.41
ESS-036	45	48	2	24	4	34	182	.060	.61	.10	.86
		68	2.5	42	7	31	258	.075	1.07	.18	.79
		75	3	54	12	28	284	.090	1.37	.30	.71
	75	60	2	19	12	34	228	.060	.48	.30	.86
		68	2.5	25	18	31	258	.075	.64	.46	.79
		75	3	31	24	28	284	.090	.79	.61	.71
ESS-048	45	70	2	24	4	46	265	.060	.61	.10	1.17
		90	2.5	42	7	43	341	.075	1.07	.18	1.09
		100	3	54	12	40	379	.090	1.37	.30	1.02
	75	80	2	19	12	34	303	.060	.48	.30	.86
		90	2.5	25	18	31	341	.075	.64	.46	.79
		100	3	31	24	28	379	.090	.79	.61	.71

## Dimensions

Model Number	NPT <sup>1</sup>	A Feet	A m
ESS-024	2"	2	.61
ESS-036	2"	3	.91
ESS-048	2"	4	1.22

1. To specify British Standard Pipe Threads, add suffix **-BSP** to Catalog Number