
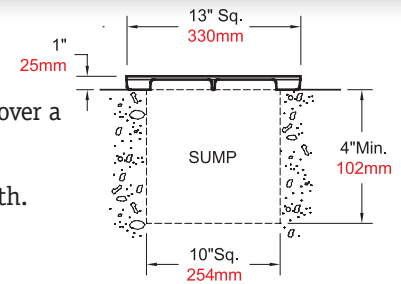


R-83P



Anti-Vortex/Diverter Plate

- Cast bronze plate with natural finish.
- Furnished with integral anchor clamps to secure plate over a square formed sump.
- Maximum flow rates are based on 16"/41cm water depth.



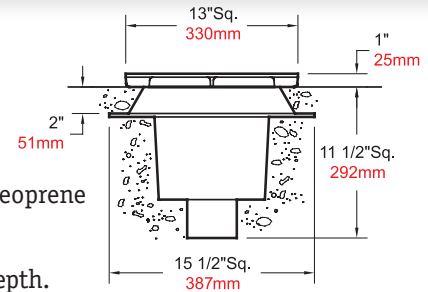
Model Number	Suction GPM	Discharge GPM	Suction LPM	Discharge LPM
R-83P	200	500	757	1,893

R-83-()



Anti-Vortex/Diverter Plate and Sump

- Cast bronze plate with natural finish.
- Heavy-duty FRP sump with integral waterstop.
- Standard inlet is PVC pipe.
- Add suffix **-FL** for flanged connection including neoprene flange gasket and stainless steel fasteners.
- Maximum flow rates are based on 16"/41cm water depth.
- A 4" shallow sump is available. Add suffix **-S** to catalog number. Contact design@fountainpeople.com for flow data for your application.



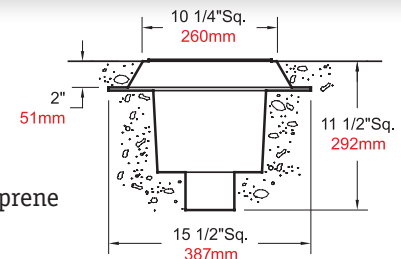
Model Number	Inlet (PVC Pipe)	Suction GPM	Discharge GPM	Suction LPM	Discharge LPM
R-83-3	3"	120	180	454	681
R-83-4	4"	200	300	757	1,136

R-83-()G



Suction Sump with Grate

- Heavy-duty FRP sump with integral waterstop.
- Heavy-duty FRP grate with safety clip and latch.
- Standard inlet is PVC pipe.
- Add suffix **-FL** for flanged connection including neoprene flange gasket and stainless steel fasteners.
- Maximum flow rates are based on 16"/41cm water depth.



Model Number	Inlet (PVC Pipe)	Suction GPM	Suction LPM
R-83-3G	3"	50	189
R-83-4G	4"	80	303