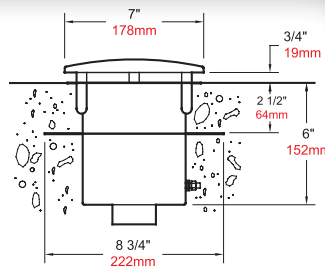


Anti-Vortex Plate and Sump

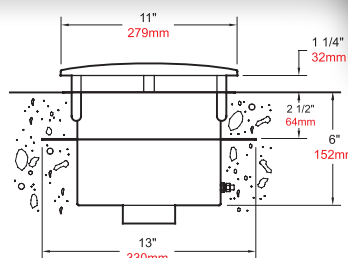
- Cast bronze plate with natural finish.
- Deep drawn stainless steel sump with integral waterstop, ground screw, and 1½" FPT threaded bottom connection.
- Stainless steel fasteners.
- To delete waterstop, add suffix **-L** to catalog number.
- Maximum flow rates are based on 16"/41cm water depth.



Model Number	NPT	Suction GPM	Discharge GPM	Suction LPM	Discharge LPM
FRS-07	1½"	40	50	151	189

Anti-Vortex Plate and Sump

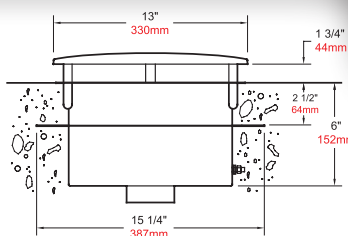
- Cast bronze plate with natural finish.
- Deep drawn stainless steel sump with integral waterstop, ground screw, and 3" FPT threaded bottom connection.
- Stainless steel fasteners.
- To delete waterstop, add suffix **-L** to catalog number.
- Maximum flow rates are based on 16"/41cm water depth.



Model Number	NPT	Suction GPM	Discharge GPM	Suction LPM	Discharge LPM
FRS-11	3"	120	180	454	681

Anti-Vortex Plate and Sump

- Cast bronze plate with natural finish.
- Deep drawn stainless steel sump with integral waterstop, ground screw, and 4" FPT threaded bottom connection.
- Stainless steel fasteners.
- To delete waterstop, add suffix **-L** to catalog number.
- Maximum flow rates are based on 16"/41cm water depth.



Model Number	NPT	Suction GPM	Discharge GPM	Suction LPM	Discharge LPM
FRS-13	4"	220	300	833	1,136